



USB 3.1 Gen 1 Extender Cable

UE3310 / UE3315

User Guide



EMC Information

FEDERAL COMMUNICATIONS COMMISSION INTERFERENCE STATEMENT:

This equipment has been tested and found to comply with the limits for a Class A digital device, pursuant to Part 15 of the FCC Rules. These limits are designed to provide reasonable protection against harmful interference when the equipment is operated in a commercial environment. This equipment generates, uses, and can radiate radio frequency energy and, if not installed and used in accordance with the instruction manual, may cause harmful interference to radio communications. Operation of this equipment in a residential area is likely to cause harmful interference in which case the user will be required to correct the interference at his own expense.

FCC Caution: Any changes or modifications not expressly approved by the party responsible for compliance could void the user's authority to operate this equipment.

Warning: This equipment is compliant with Class A of CISPR 32. In a residential environment this equipment may cause radio interference.

Warning: Operation of this equipment in a residential environment could cause radio interference.

This device complies with Part 15 of the FCC Rules. Operation is subject to the following two conditions:

1. This device may not cause harmful interference, and
2. This device must accept any interference received, including interference that may cause undesired operation

KCC Statement: 유선 제품용 / A 급 기기 (업무용 방송 통신 기기)
이 기기는 업무용 (A 급) 전자파적합기기로서 판매자 또는 사용자는 이 점을 주의하시기 바라며 , 가정 외의 지역에서 사용하는 것을 목적으로 합니다 .

RoHS

This product is RoHS compliant.



Safety

This product has been classified as Information Technology Equipment.

SJ/T 11364-2006

The following contains information that relates to China.

部件名称	有毒有害物质或元素					
	铅	汞	镉	六价铬	多溴联苯	多溴二苯醚
电器部件	●	○	○	○	○	○
机构部件	○	○	○	○	○	○

○: 表示该有毒有害物质在该部件所有均质材料中的含量均在SJ/T 11363-2006规定的限量要求之下。

●: 表示符合欧盟的豁免条款, 但该有毒有害物质至少在该部件的某一均质材料中的含量超出SJ/T 11363-2006的限量要求。

×: 表示该有毒有害物质至少在该部件的某一均质材料中的含量超出SJ/T 11363-2006的限量要求。

User Information

Online Registration

Be sure to register your product at our online support center:

International	http://eservice.aten.com
---------------	---

Telephone Support

For telephone support, call this number:

International	886-2-8692-6959
China	86-400-810-0-810
Japan	81-3-5615-5811
Korea	82-2-467-6789
North America	1-949-428-1111
United Kingdom	44-175-3539-121

Contents

EMC Information	ii
RoHS	iii
Safety	iii
SJT 11364-2006	iii
User Information	iii
Online Registration	iii
Telephone Support	iii
User Notice	iii
Introduction	1
UE3310 / UE3315 Product Contents	1
Requirements	1
Features	1
The UE3310 / UE3315 Top View	2
The UE3310 / UE3315 Side View	3
UE3310 / UE3315 Installation Guide	4
Daisy Chaining	5
Connecting a USB Device	5
Compatibility	5
Technical Support	6
International	6
North America	6
Specifications	7
Limited Warranty	8

Introduction

The UE3310 / UE3315 USB 3.1 Gen 1 Extender Cable allows you to extend the distance between your computer and your USB peripherals by 10 / 15 meters. Unlike typical cables the UE3310 / UE3315 is an active extension cable. All USB signals transmitted through it are regenerated to maintain optimal signal integrity to meet the USB 3.1 specification. The USB can be powered through the computer via the extender cable.

UE3310 / UE3315 PRODUCT CONTENTS

Your UE3310 / UE3315 is packaged with:

- ◆ 1x UE3310 USB3.1 Gen1 Extender Cable / 1x UE3315 USB3.1 Gen1 Extender Cable
- ◆ 1x AC Power Adapter
- ◆ 1x Extension Cable

REQUIREMENTS

To complete the installation, you will also require the following items that are not included with the product:

- ◆ USB 1.1, 2.0 or 3.1 compatible computer (host computer) with a USB compliant operating system
- ◆ USB 1.1, 2.0 or 3.1 compatible device


FEATURES

- ◆ Supports USB 3.1 Gen1 Specification (5 Gbps)
- ◆ Ultra slim lightweight design
- ◆ Unique locker head design for long-distance extension usage – daisy-chain a further four units for a maximum distance of up to 50 m
- ◆ Multiplatform support – Windows and Mac
- ◆ Additional power supply included

© Copyright 2017 ATEN® International Co., Ltd.
Manual Date: 2017-02-21

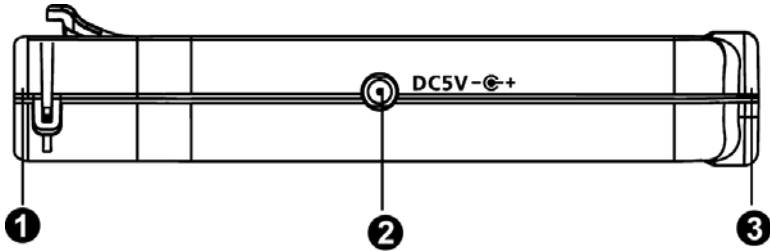
ATEN and the ATEN logo are registered trademarks of ATEN International Co., Ltd. All rights reserved.
All other brand names and trademarks are the registered property of their respective owners.

THE UE3310 / UE3315 TOP VIEW



ITEM	TYPE	DESCRIPTION
1	USB Connector	Connect the USB peripherals to the USB Connector.
2	Power LED	LED lights green when power is on and the UE3310 / UE3315 is connected.
3	AC Power Adapter Port	Use this port to connect a power adapter.
4	USB lock	Used to connect to the host device (computer).

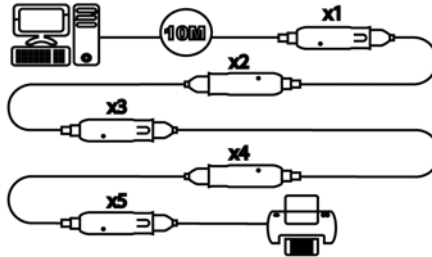
THE UE3310 / UE3315 SIDE VIEW



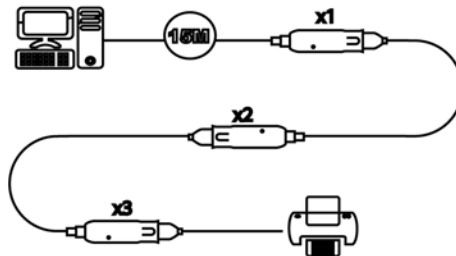
ITEM	TYPE	DESCRIPTION
1	USB Connector	Connect the USB peripherals to the USB Connector.
2	AC Power Adapter Port	Use this port to daisy chain other UE3310 / UE3315 extender cables.
3	USB lock	Used to connect to the host device (computer).

UE3310 / UE3315 INSTALLATION GUIDE

UE3310



UE3315



Before you can install the UE3310 / UE3315, you need to:

1. Connect your UE3310 / UE3315 to the computer's USB port.
2. Use the UE3310 / UE3315 extender cable to connect the computer to your USB peripheral device.
3. Turn on your computer, and your USB device.

(Optional) To utilize the maximum extended distance follow these steps:

4. Attach additional USB.3.1 Gen 1 Extender Cables (up to 50 meters maximum) to the installation using a daisy chain configuration.
5. Use a power adapter if used in a daisy chain configuration. If the USB devices have high usage consumption you may need to add extra power adapters. The power adapter should be attached to the last USB connector in the daisy chain set up.

Daisy Chaining

To extend the signal to a greater distance, up to 50 meters UE3310 / UE3315 Extender cables can easily be daisy chained from the original UE3310 / UE3315 via a unique daisy chain port.

The maximum number of cables that can be daisy chained together is dependent on cable model number. The UE3310 can connect a total of 5 cables and the UE3315 can connect a total of 3 cables. The UE3310 and the UE3315 can be combined together using a daisy chain set up. Two UE3310 and two UE3315 cables will equal 50 meters.

CONNECTING A USB DEVICE

If the USB device's connector is too big to fit the connection on the USB lock, then use the extension cable to connect your device.

COMPATIBILITY

Compatible with USB 3.1 specifications and backwards compatibility with USB 1.1/2.0 governing the design of USB devices. However, ATEN does not guarantee that all USB devices are compatible with the UE3310 / UE3315, as there are a number of different configurations that may impact the operation of USB devices over extended distances.

TECHNICAL SUPPORT

INTERNATIONAL

- ◆ For online technical support – including troubleshooting, documentation, and software updates: <http://eservice.aten.com>
- ◆ For telephone support, see *Telephone Support*, page iii:

North America

Email Support		support@aten-usa.com
Online Technical Support	Troubleshooting Documentation Software Updates	http://www.aten-usa.com/support
Telephone Support		1-888-999-ATEN ext 4988

When you contact us, please have the following information ready beforehand:

- ◆ Product model number, serial number, and date of purchase.
- ◆ Your computer configuration, including operating system, revision level, expansion cards, and software.
- ◆ Any error messages displayed at the time the error occurred.

The sequence of operations that led up to the error

SPECIFICATIONS

Function		UE3310	UE3315
Connectors	USB upstream	1 x USB Type A male (Blue)	1 x USB Type A male (Blue)
	USB Downstream	1 x USB Type A Female (Blue)	1 x USB Type A Female (Blue)
USB Specifications		USB 3.1 Gen1 / 2.0 High and Full speed	USB 3.1 Gen1 / 2.0 High and Full speed
USB Data Rate		Up to 5 Gbps	Up to 5 Gbps
Cable Length		10m	15 m
Device Color		Black	Black
Power Consumption (Watt)		5V, 4.5W	5V, 4.5W
Environmental	Operating Temp.	0–40°C	0–40°C
	Storage Temp.	-20–60°C	-20–60°C
	Humidity	0–80% RH, Non-condensing	0–80% RH, Non-condensing
Physical Properties	Housing	Plastic	Plastic
	Weight	0.763kg (1.682lb)	1.165 kg (2.568 lb)
	Dimensions (L x W x H)	8.2x2.2x1.3 cm	8.2 x 2.2 x 1.3 cm

Limited Warranty

IN NO EVENT SHALL THE DIRECT VENDOR'S LIABILITY EXCEED THE PRICE PAID FOR THE PRODUCT FROM DIRECT, INDIRECT, SPECIAL, INCIDENTAL, OR CONSEQUENTIAL DAMAGES RESULTING FROM THE USE OF THE PRODUCT, DISK, OR ITS DOCUMENTATION.

The direct vendor makes no warranty or representation, expressed, implied, or statutory with respect to the contents or use of this documentation, and especially disclaims its quality, performance, merchantability, or fitness for any particular purpose.

The direct vendor also reserves the right to revise or update the device or documentation without obligation to notify any individual or entity of such revisions, or update. For further inquiries, please contact your direct vendor.